



VALLEY SQUARE INDUSTRIAL CENTER

7258 Washington Ave South, Eden Prairie MN 55344








FOR LEASE! 3,000 Square Footage Suite 7258



HUNTER STANEK
HUNTER@GCPMN.COM
612.500.7997

VALLEY SQUARE INDUSTRIAL CENTER

7258 Washington Ave South, Eden Prairie MN 55344

	SPACE AVAILABLE	7258
	BUILDING SIZE	61,000
	OFFICE SQ. FOOTAGE	750
	WAREHOUSE SQ. FOOTAGE	2,250
	TOTAL SQ. FOOTAGE	3,000
	YEAR BUILT	1976
	RENTAL RATE	\$3,380.00/month(plus utilities)
	LOADING ACCESS	1 Dock Door
	CEILING CLEAR HEIGHT	14'
	AVAILABLE	Now

VALLEY SQUARE INDUSTRIAL CENTER

7258 Washington Ave South, Eden Prairie MN 55344

FLOOR PLAN

